

# Federally Qualified Health Centers in New Jersey

March 2024

## A Snapshot of NJ FQHCs

Federally Qualified Health Centers (FQHCs), often called community health centers, are in every state across the nation. FQHCs are authorized under Section 330(A) of the Public Health Services Act to provide healthcare to the medically underserved.

FQHCs meet stringent operational and clinical guidelines established by the Health Resources and Services Administration (HRSA), United States Department of Health and Human Services (DHHS).

FQHCs follow strict quality standards based on a quality assurance program overseen by HRSA. A majority of New Jersey FQHCs (65.2%) are either NCQA recognized and/or Joint Commission accredited as Patient Centered Medical Homes (PCMH).

FQHCs are consumer driven organizations that deliver comprehensive, high quality primary medical, dental, and behavioral health services for patients of all ages. FQHCs are open to all, regardless of patient's ability to pay. FQHCs offer a sliding fee scale to make healthcare affordable.



23

**FQHCs and one  
FQHC Look-alike**

operate 138 sites.



23,255

**homeless patients**

13,943 migrant/seasonal farm workers and 105,445 public housing patients served.



2,042

**clinical  
professionals**

provide care for NJ FQHC patients.



574,281

**patients served**

and over 1.9 million in-person and virtual patient visits provided.



100%

**of NJ FQHCs**

provide virtual visits to improve access to care for the medically underserved.



3,525

**individuals employed  
at NJ FQHCs.**

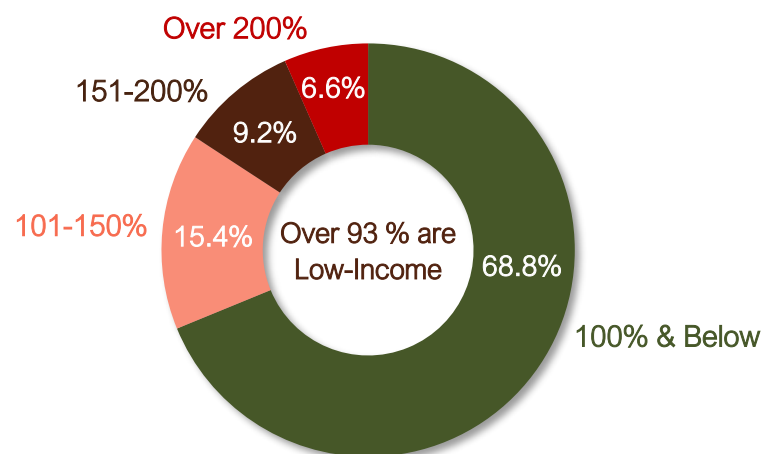
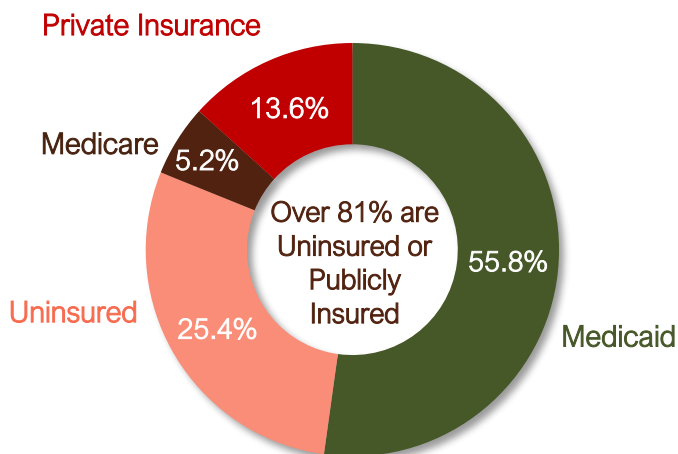
## Patient Visits by Service Type



## Who Do New Jersey FQHCs Serve?

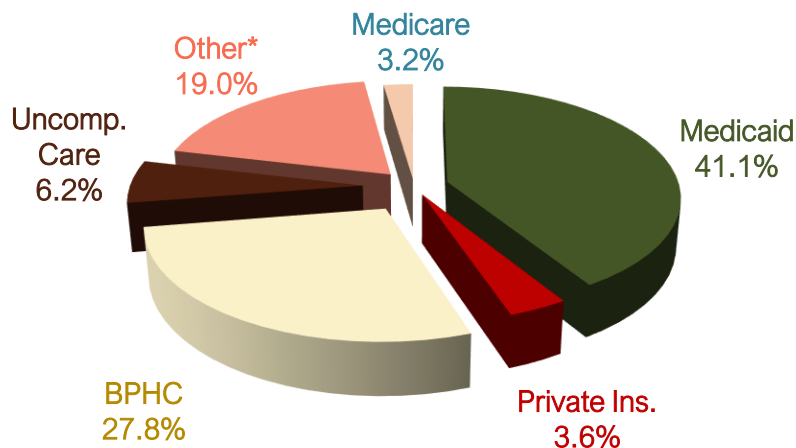
Over 81% of NJ FQHC Patients are Uninsured or Publicly Insured

Over 93% of NJ FQHC Patients are Low Income



- **79%** of New Jersey FQHC patients belong to a racial/ethnic minority group
  - **50%** are of Hispanic/Latino descent
  - **42%** of patients best served in a language other than English

## How are NJ FQHCs Funded?

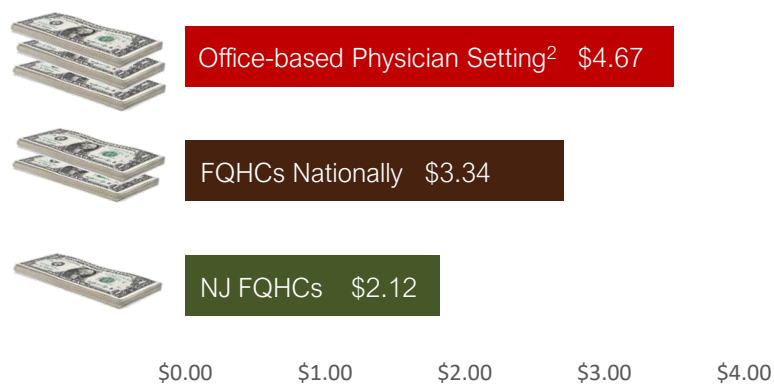


In 2022, Medicaid reimbursements accounted for 41.1% of New Jersey FQHC budgets while the State Uncompensated Care Funding accounted for only 6.2% of the budget. Additional sources of income included Bureau of Primary Health Care (BPHC) funding, Medicare, Private Insurance and other sources.<sup>1</sup>

## Cost Effective Care for Patients

New Jersey FQHCs deliver high quality, cost-effective primary and preventive care services for their patients. On average, FQHCs save the State \$533.7 million annually by providing affordable care to 574,281 individuals.

### Daily Cost of Caring for Patients



- New Jersey FQHCs are also the most cost-effective care providers for Medicaid beneficiaries in the State. They provide care to 15.2% of the State's 2.11 million Medicaid population at a cost of only 1.07%<sup>3</sup> of the State's total Medicaid expenditures.

<sup>1</sup>Other income sources include patient fees, other federal grants, State Government grants and contracts, and local funding.

<sup>2</sup>Cost difference calculation based on Center for Financing, Access and Cost Trends, Agency for Healthcare Research and Quality, Medical Expenditure Panel Survey, 2021 data on mean expenditure per person for office-based physician visits only. FQHC cost of care data based on 2021 UDS data, Health Resources and Services Administration (HRSA), US Department of Health and Human Services.

<sup>3</sup>Calculation based on Kaiser Family Foundation's (KFF) 2022 Medicaid Expenditure Data for New Jersey.

## 2023 NJ Community Health Center Patients

FQHCs	MEDICAID (FAMILY CARE INCLUDED)	UNINSURED	MEDICARE	PRIVATE INSURANCE	TOTALS
Alliance Community Healthcare	3,538	1,425	149	1,629	6,741
AtlantiCare Health Services	5,810	2,470	2,382	2,203	12,865
CAMcare Health Corporation	25,838	4,826	1,962	3,485	36,111
Central Jersey Medical Center	14,931	4,296	1,525	3,239	23,991
CHEMED	44,379	8,470	2,046	15,293	70,188
CompleteCare Health Network	34,426	8,469	3,842	9,207	55,944
Eric B. Chandler Health Center	8,433	4,837	346	1,392	15,008
Henry J. Austin Health Center	10,563	5,665	2,340	1,579	20,147
Ironbound Health Center	376	383	29	194	982
Jewish Renaissance Foundation	234	233	111	533	1,111
Mary Eliza Mahoney Health Centers	5,187	4,424	396	1,303	11,310
Metropolitan Family Health Network	8,598	1,906	848	1,525	12,877
Monmouth Family Health Center	3,212	2,113	133	409	5,867
Neighborhood Health Services Corp.	5,188	2,755	366	692	9001
Newark Community Health Centers, Inc.	28,320	9,457	1,293	9,350	48,420
North Hudson CAC Health Center	31,935	29,207	2,754	4,570	68,466
Ocean Health Initiatives, Inc.	17,202	5,012	2,034	4,616	28,864
Osborn Family Health Center	10,267	2,721	215	51	13,254
Paterson Community Health Center	1,910	2,415	426	378	5,129
Project H.O.P.E.	1,407	374	246	220	2,247
Saint James Health, Inc.	2,890	1,354	189	985	5,418
Southern Jersey Family Medical Centers	30,733	12,445	2,945	8,306	54,429
Visiting Nurse Association of Central Jersey	7,492	6,348	1,327	2,504	17,671
Zufall Health Center	17,295	24,139	2,093	4,713	48,240
<b>TOTALS</b>	<b>320,164</b>	<b>145,744</b>	<b>29,997</b>	<b>78,376</b>	<b>574,281</b>

Source: 2023 Health Center Data for Uniform Data System (UDS).

The New Jersey Primary Care Association (NJPCA) is a not-for-profit organization that represents the 23 Federally Qualified Health Centers (FQHCs) and their 138 sites throughout New Jersey.



New Jersey Primary Care Association  
 3836 Quakerbridge Road, Hamilton, NJ 08619  
 Tel: 609-689-9930 | Fax: 609-689-9940 | Web: [www.njpca.org](http://www.njpca.org)