

# Federally Qualified Health Centers in New Jersey

March 2025

## A Snapshot of NJ FQHCs

Federally Qualified Health Centers (FQHCs), often called community health centers, are in every state across the nation. FQHCs are authorized under Section 330(A) of the Public Health Services Act to provide healthcare to the medically underserved.

FQHCs meet stringent operational and clinical guidelines established by the Health Resources and Services Administration (HRSA), United States Department of Health and Human Services (DHHS).

FQHCs follow strict quality standards based on a quality assurance program overseen by HRSA. A majority of New Jersey FQHCs (65.2%) are either NCQA recognized and/or Joint Commission accredited as Patient Centered Medical Homes (PCMH).

FQHCs are consumer driven organizations that deliver comprehensive, high quality primary medical, dental, and behavioral health services for patients of all ages. FQHCs are open to all, regardless of patient's ability to pay. FQHCs offer a sliding fee scale to make healthcare affordable.

23



**FQHCs and one  
FQHC Look-alike**

operate 138 sites.

28,230



**homeless patients**

15,526 migrant/seasonal farm workers and 116,607 public housing patients served.

2,151



**clinical  
professionals**

provide care for NJ FQHC patients.

624,678



**patients served**

and over 2.18 million in-person and virtual patient visits provided.

100%

**of NJ FQHCs**

provide virtual visits to improve access to care for the medically underserved.



3,636



**individuals employed  
at NJ FQHCs.**

## Patient Visits by Service Type

1,487,230  
Medical



129,289  
Mental Health



2,047  
Vision



276,542  
Dental



9,151  
Substance Use Disorder



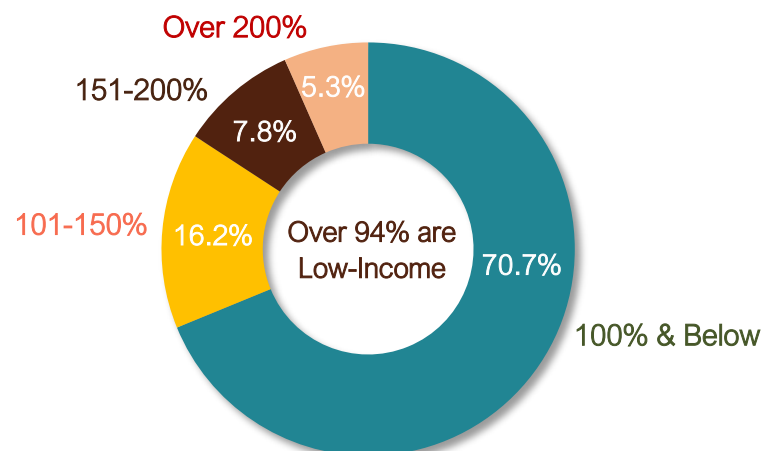
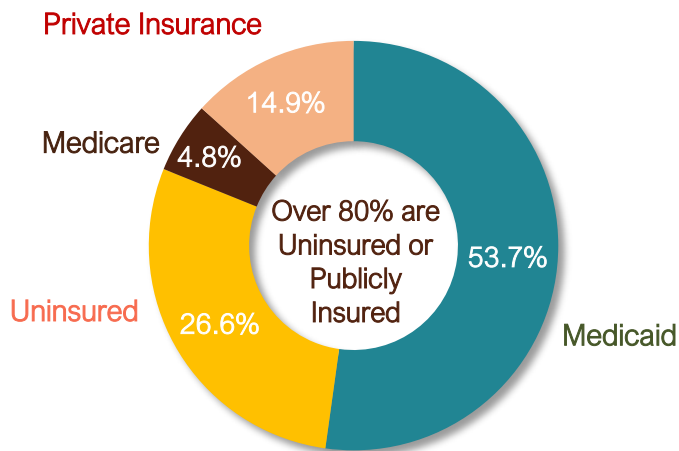
114,778  
Enabling Services



## Who Do New Jersey FQHCs Serve?

Over 80% of NJ FQHC Patients are Uninsured or Publicly Insured

Over 94% of NJ FQHC Patients are Low Income

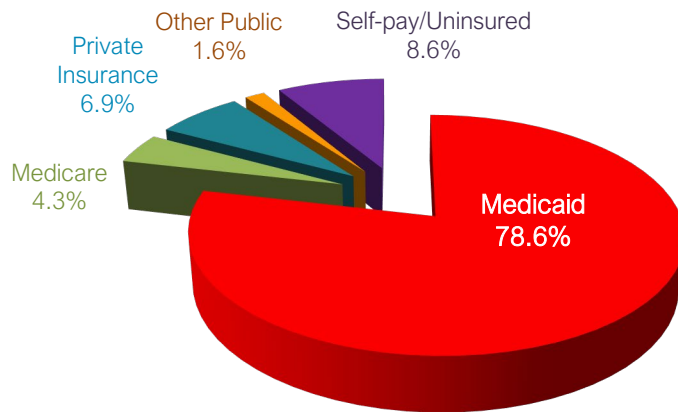


➤ **79%** of New Jersey FQHC patients belong to a racial/ethnic minority group

➤ **52%** are of Hispanic/Latino descent

➤ **44%** of patients best served in a language other than English

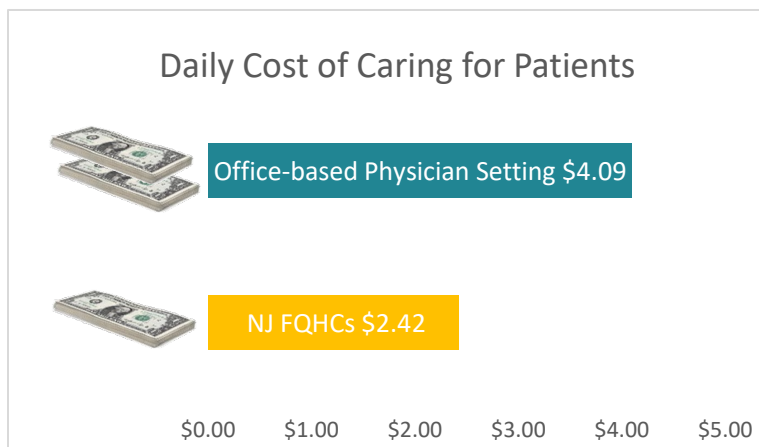
# NJ FQHCs' Patient Care Revenue Sources



Medicaid revenue accounts for over 78% of FQHCs' patient care income, while self-pay/uncompensated care, Medicare, private insurance, and other public insurance<sup>1</sup> incomes constitute less than 22% of New Jersey FQHCs' patient care revenues.

## Cost Effective Care for Patients

New Jersey FQHCs deliver high quality, cost-effective primary and preventive care services for their patients. On average, FQHCs save the State \$380.4 million annually by providing affordable care to 624,678 individuals.



➤ New Jersey FQHCs are also the most cost-effective care providers for Medicaid beneficiaries in the State. They provide care to 18.2% of the State's 1.84 million Medicaid population at a cost of only 1.05%<sup>3</sup> of the State's total Medicaid expenditures.

<sup>1</sup>Other public insurance include non-Medicaid CHIP (non-managed care) revenues.

<sup>2</sup>Cost difference calculation based on Center for Financing, Access and Cost Trends, Agency for Healthcare Research and Quality, Medical Expenditure Panel Survey, 2022 data on average expenditure per person for office-based physicians visits only. FQHC cost of care data based on 2022 UDS data, Health Resources and Services Administration (HRSA), US Department of Health and Human Services.

<sup>3</sup>Calculation based on Kaiser Family Foundation's (KFF) 2023 Medicaid Expenditure Data for New Jersey.

## 2024 NJ Federally Qualified Health Center Patients

FQHCS	MEDICAID	UNINSURED	MEDICARE	PRIVATE INSURANCE	TOTALS
Alliance Community Healthcare	4,896	1,037	196	1,989	8,118
AtlantiCare Health Services	6,154	3,619	2,237	2,965	14,975
CAMcare Health Corporation*	25,838	4,826	1,962	3,485	36,111
Central Jersey Medical Center	12,849	4,255	1,536	3,489	22,129
CHEMED	53,934	11,333	2,194	22,478	90,539
CompleteCare Health Network*	34,426	8,496	3,815	9,207	55,944
Eric B. Chandler Health Center	8,682	5,309	344	1,555	15,890
Henry J. Austin Health Center	12,866	7,973	1,479	1,901	24,219
Ironbound Health Center	191	175	40	167	730
Jewish Renaissance Foundation	290	395	148	384	1,217
Mary Eliza Mahoney Health Centers*	5,187	4,427	396	1,307	11,317
Metropolitan Family Health Network	8,803	2,371	711	1,904	13,789
Monmouth Family Health Center	6,570	5,054	501	1,159	13,284
Neighborhood Health Services Corp.	4,795	2,425	367	929	8,516
Newark Community Health Centers, Inc.	28,852	9,932	1,014	11,646	51,444
North Hudson CAC Health Center	32,325	32,003	2,607	5,789	72,724
Ocean Health Initiatives, Inc.	18,797	6,412	2,202	3,050	30,461
Osborn Family Health Center	9,314	3,504	628	1,175	14,621
Paterson Community Health Center	2,025	3,650	422	503	6,600
Project H.O.P.E.	1,025	469	150	234	1,878
Saint James Health, Inc.	4,000	1,903	84	1,586	7,573
Southern Jersey Family Medical Centers	28,219	13,216	3,133	8,513	53,081
Visiting Nurse Association of Central Jersey	7,504	6,537	1,064	2,435	17,540
Zufall Health Center	17,877	25,840	2,991	5,270	51,978
<b>TOTALS</b>	<b>335,419</b>	<b>165,134</b>	<b>30,248</b>	<b>93,120</b>	<b>624,678</b>

**Note:** Centers marked with an \* indicates 2023 UDS data, all other data reported here are 2024 UDS data self-reported by the centers.

The New Jersey Primary Care Association (NJPCA) is a not-for-profit organization that supports the 23 Federally Qualified Health Centers (FQHCs) and one FQHC look-Alike and their 138 sites throughout New Jersey.



New Jersey Primary Care Association  
 3836 Quakerbridge Road, Hamilton, NJ 08619  
 Tel: 609-689-9930 | Fax: 609-689-9940 | Web: [www.njpca.org](http://www.njpca.org)