

Federally Qualified Health Centers in New Jersey

January 2026

A Snapshot of NJ FQHCs

Federally Qualified Health Centers (FQHCs), often called community health centers, are in every state across the nation. FQHCs are authorized under Section 330(A) of the Public Health Services Act to provide healthcare to the medically underserved.

FQHCs meet stringent operational and clinical guidelines established by the Health Resources and Services Administration (HRSA), United States Department of Health and Human Services (DHHS).

FQHCs follow strict quality standards based on a quality assurance program overseen by HRSA. A majority of New Jersey FQHCs (65.2%) are either NCQA recognized and/or Joint Commission accredited as Patient Centered Medical Homes (PCMH).

FQHCs are consumer driven organizations that deliver comprehensive, high quality primary medical, dental, and behavioral health services for patients of all ages. FQHCs are open to all, regardless of a patient's ability to pay. FQHCs offer a sliding fee scale to make healthcare affordable.





23 
**FQHCs and one
FQHC Look-alike**
operate 134 sites.

29,969 
homeless patients
16,954 migrant/seasonal
farm workers and 121,096
public housing patients
served.

2,204 
**clinical
professionals**
provide care for NJ FQHC
patients.

620,771 
patients served
and over 2.23 million in-
person and virtual patient
visits provided.

100% 
of NJ FQHCs
provide virtual visits to
improve access to care for
the medically underserved.

3,694 
individuals employed
at NJ FQHCs.

Patient Visits by Service Type

1,603,922
Medical



130,265
Mental Health



3,740
Vision



291,051
Dental

14,009
Substance Use Disorder



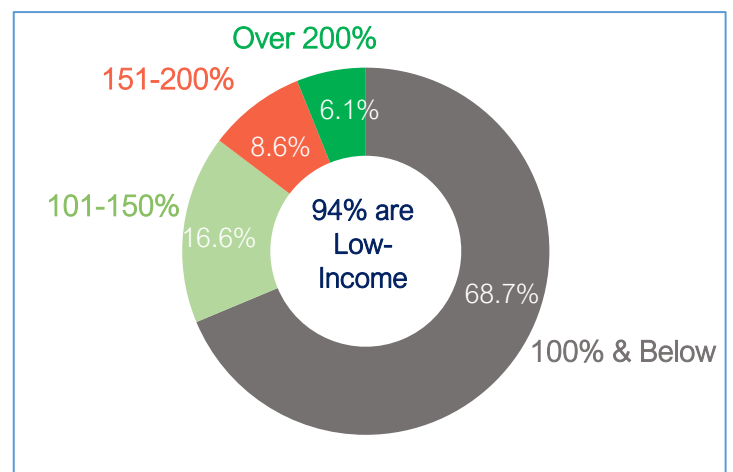
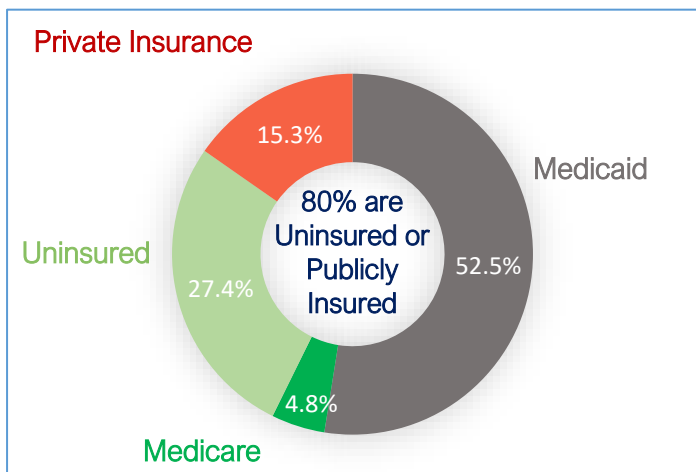
129,993
Enabling Services



Who Do New Jersey FQHCs Serve?

About 80% of NJ FQHC Patients
are Uninsured or Publicly Insured

Nearly 94% of NJ FQHC Patients
are Low Income

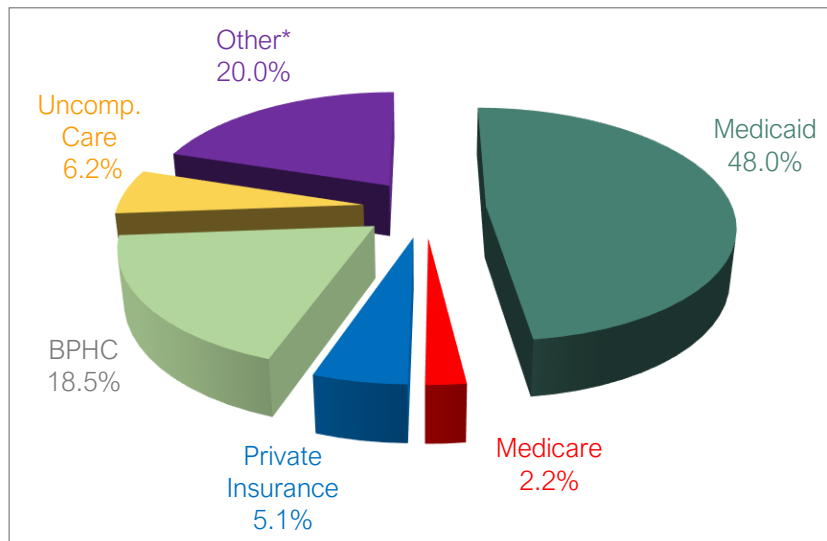


➤ **29%** or almost 1/3 of New Jersey's low-income population receive their healthcare at the FQHCs.

➤ **1 in 6** NJ Medicaid beneficiaries call FQHCs their healthcare home.

➤ **Nearly 1 in 4** uninsured individuals in NJ receive their care at an FQHC.

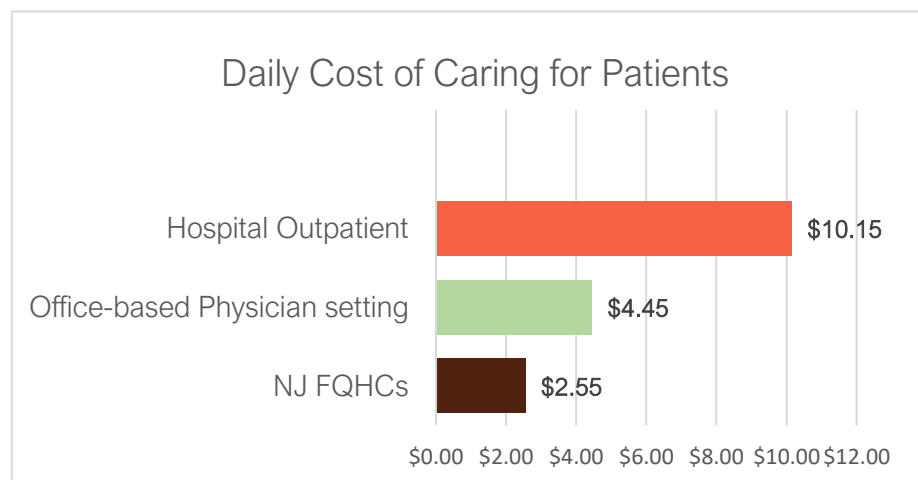
NJ FQHCs' Revenue Sources



In 2024, Medicaid revenue accounted for 48.0% of FQHCs' income, while State Uncompensated Care Fund (UCF) revenue from uninsured patient care accounted for only 6.2%. Additional sources of revenue included BPHC funding, Medicare, private insurance and 'other' sources¹.

How Much are FQHCs Saving the State?

When compared with Office-based physician services only, on average, FQHCs save the State \$430.1 million annually. When compared with Hospital outpatient visits, the savings reach \$1.7 billion annually.



- New Jersey FQHCs are also the most cost-effective care providers for Medicaid beneficiaries in the State. They provide care to 17.9% of the State's 1.82 million Medicaid population at a cost of only 1.12%³ of the State's total Medicaid expenditures.

¹Other category includes self-pay, other federal grants, State Government Grants and contracts and local funding.

²Cost difference calculation based on Center for Financing, Access and Cost Trends, Agency for Healthcare Research and Quality, Medical Expenditure Panel Survey, 2023 data on average expenditure per person for office-based physicians visits and hospital outpatient visits. FQHC cost of care data based on 2023 UDS data, Health Resources and Services Administration (HRSA), US Department of Health and Human Services.

³Calculation based on Kaiser Family Foundation's (KFF) 2024 Medicaid Expenditure Data for New Jersey.

2024 NJ Federally Qualified Health Center Patients

FQHCS	MEDICAID	UNINSURED	MEDICARE	PRIVATE INSURANCE	TOTALS
Alliance Community Healthcare	4,896	1,037	196	1,989	8,118
AtlantiCare Health Services	6,154	3,619	2,237	2,965	14,975
CAMcare Health Corporation	19,037	9,889	2,087	3,721	34,734
Central Jersey Medical Center	12,849	4,255	1,535	3,490	22,129
CHEMED	53,934	11,333	2,194	22,478	89,939
CompleteCare Health Network	32,214	9,036	3,935	10,295	55,480
Eric B. Chandler Health Center	8,683	5,309	343	1,555	15,890
Henry J. Austin Health Center	12,864	7,973	1,479	1,901	24,217
Ironbound Health Center	191	175	40	167	730
Jewish Renaissance Foundation	290	395	148	384	1,217
Mary Eliza Mahoney Health Centers	5,553	4,685	388	1,435	12,061
Metropolitan Family Health Network	8,803	2,371	711	1,904	13,789
Monmouth Family Health Center	6,567	5,068	494	1,155	13,284
Neighborhood Health Services Corp.	4,795	2,425	367	929	8,516
Newark Community Health Centers, Inc.	28,852	9,932	1,014	11,646	51,444
North Hudson CAC Health Center	32,325	32,003	2,607	5,789	72,724
Ocean Health Initiatives, Inc.	18,797	6,412	2,202	3,050	30,461
Osborn Family Health Center	7,977	2,820	236	1,380	12,413
Paterson Community Health Center	2,025	3,650	422	503	6,600
Project H.O.P.E.	1,025	469	150	234	1,878
Saint James Health, Inc.	4,000	1,903	84	1,586	7,573
Southern Jersey Family Medical Centers	28,219	13,216	3,133	8,513	53,081
Visiting Nurse Association of Central Jersey	7,504	6,537	1,064	2,435	17,540
Zufall Health Center	17,877	25,840	2,991	5,270	51,978
TOTALS	325,431	170,352	30,057	94,774	620,771

Source: 2024 Uniform Data System (UDS) data, HRSA, US Department of Health and Human Services.

The New Jersey Primary Care Association (NJPCA) is a not-for-profit organization that supports the 23 Federally Qualified Health Centers (FQHCs) and one FQHC look-Alike and their 134 sites throughout New Jersey.



New Jersey Primary Care Association
 3836 Quakerbridge Road, Hamilton, NJ 08619
 Tel: 609-689-9930 | Fax: 609-689-9940 | Web: www.njpca.org